

ACRYLIC GLASS

GLAMOROUS, MODERN & ELEGANT

Acrylic glass is a very elegant product that belongs to the luxury line of products that I offer. It is suitable for any rooms and interior designs, but exceeds in modern interiors. With its unprecedented sharpness, depth effect and color reproduction, it is a product that will showcase the best of your photo and leave a lasting impression.

PRODUCT INFORMATION



QUALITY

This acrylic glass is of the absolute highest quality, both in terms of sharpness, color and depth.

This is a result of not printing directly onto the acrylic glass. Machines that print directly onto acrylic glass can never match the quality of a photo printed directly onto professional photo paper.



MATERIAL

This high quality of acrylic glass is achieved in two steps. First your photo is printed on high-quality photo paper (Fuji Digital Professional DP II paper). The print is then attached behind the premium acrylic glass.

Acrylic glass is very durable and will provide many years of extra protection for your photo.



HANGING SYSTEM

This type of product comes with a choice of 2 different hanging systems. One is called "mirror suspension" and the other "aluminium profile".

I want you to be well informed about the options and for this reason, I will go more into depth about the two options a bit below.

CHOOSE YOUR PAPER STYLE

First, you must choose which paper style is going to make the foundation of your acrylic product. Your photo is printed directly on Fuji Digital Professional DP II paper. This paper meets the highest of standards in terms of sharpness, color and gloss. This paper (200 g / m²) has a very wide color range and is colorfast for an impressive 75 years.

MATTE

The matte paper for acrylic glass has an extreme matte finish. The density of this paper is lower, so contrast and color is less strong. This results in a Fint Art look.

GLOSSY

This paper has very nice gloss, brilliant colors and very wide contrast range. The gloss gives the photo a nice depth and vibrancy.

DELUXE

This paper has the same qualities as the "glossy" paper, with the main feature being a metallic effect. Color rendering is extra intense and it produces a very sharp print.

CHOOSE YOUR GLASS STYLE

MATTE

Especially photos dominated by muted shades look particularly good in matte acrylic glass. The matte appearance allows your photo to shine all on its own and remain the primary focus.

While deciding between a matte or glossy glass, the placement of your product is worth keeping in mind.

When your acrylic glass hangs on a wall with a lot of direct (sun)light, it is natural that a glossy glass has more reflections on a lit wall, than it has on a wall in shade.

If you want to keep reflections to a minimum, choose this matte glass, or place your product on a wall in shade.

GLOSSY

Glossy glass means that the light can take full effect and truly show your photo full of liveliness. It allows for high contrast and brings immense depth and detail.

While deciding between a matte or glossy glass, the placement of your product is worth keeping in mind.

When your acrylic glass hangs on a wall with a lot of direct (sun)light, it is natural that a glossy glass has more reflections on a lit wall, than it has on a wall in shade.

When you love reflections and the elegance that it brings, both a lit wall and one in shade will look stunning.

CHOOSE YOUR HANGING SYSTEM

MIRROR SUSPENSION

The mirror mounting system is very suitable for light weight products such as forex and smaller wall decorations. This system is also possible for heavier products, such as dibond and acrylic glass. If you want to be safe I would always recommend the more sturdy and stable aluminium profile.

The mirror hanging system is already attached to your product upon receiving it. A simple solution that does not require any difficult mounting processes.

With both systems, your product will appear to be hanging "floating" on your wall.

ALUMINIUM PROFILE

The more luxurious and sturdy option out of the two hanging systems. This system is a mounted aluminium frame that goes all-around the product and is incredibly strong. An aluminium plate is supplied that you must firmly attach to the wall. Once attached, you can hang your Forex onto this plate.

This hanging system is especially recommended for larger sizes and heavier products, such as dibond, acrylic glass and dibond+acryl.

With both systems, your product will appear to be hanging "floating" on your wall.

ACRYLIC GLASS PRICES

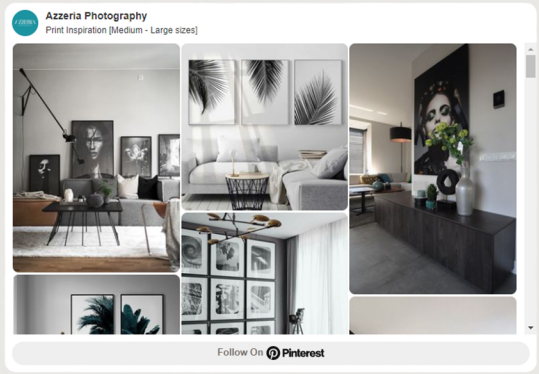
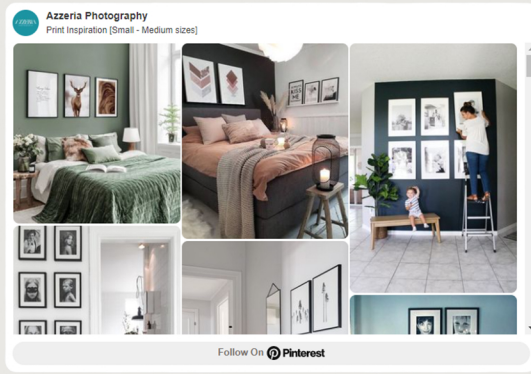

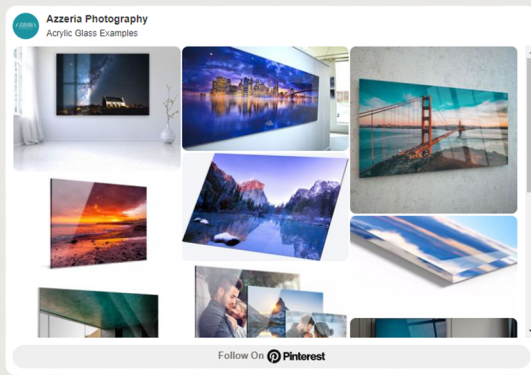
The hanging system is an additional cost on top of the acrylic glass itself

SIZES (3mm)	MATTE (3mm)	GLOSSY (3mm)	DELUXE (3mm)
20x30 cm	€ 57.95	€ 54.95	€ 56.95
30x45 cm	€ 82.45	€ 79.45	€ 81.45
40x60 cm	€ 118.95	€ 114.95	€ 117.95
50x75 cm	€ 155.45	€ 149.45	€ 154.45
60x90 cm	€ 210.95	€ 199.95	€ 209.95
70x105 cm	€ 246.95	€ 235.45	€ 245.95

Contact me for other / custom size possibilities & prices

LET YOURSELF BE INSPIRED

Curious to see examples of what acrylic glass looks like? I have gathered a collection for you in the Acrylic glass board. If you feel certain this is the product for you, but perhaps you would like some practical inspiration? I invite you to view 3 other boards I have prepared for you of other products. These boards can serve to inspire you in terms of how to combine prints, choose a location and different placements of your print(s). All boards are here to help you decide what is the right choice for you.



FEEL UNCERTAIN?

CONSULT ME

Included in your session is free and unlimited consultation with me. This of course covers any questions you might have of the print process and my products.

Do you want to start the print discussion prior to your session and plan out our background so it suits your home? Or do you want advice on which product is best suited for a specific space, which sizes to choose or what finish will look the most beautiful?

No matter at what stage or which question you may have, don't hesitate to contact me.

Together we will create beautiful professional mementos you can cherish and proudly display.

MORE INSPIRATION

Are you certain about to decorate, but not yet sure about which rooms, products, combinations or sizes? I invite you to browse all inspiration I have collected for you on my [pinterest](#).

Any type of product you see in my boards can be a source of inspiration. View the images as inspiration for different rooms, sizes, placements or how to combine many different prints.

If you are interested about a specific product and want more information I recommend you to read my [product guide](#).

If you are viewing this prior to your session, I recommend my [print process guide](#). It covers anything you need to know about the process from start to finish, as well as anything you may want to consider.